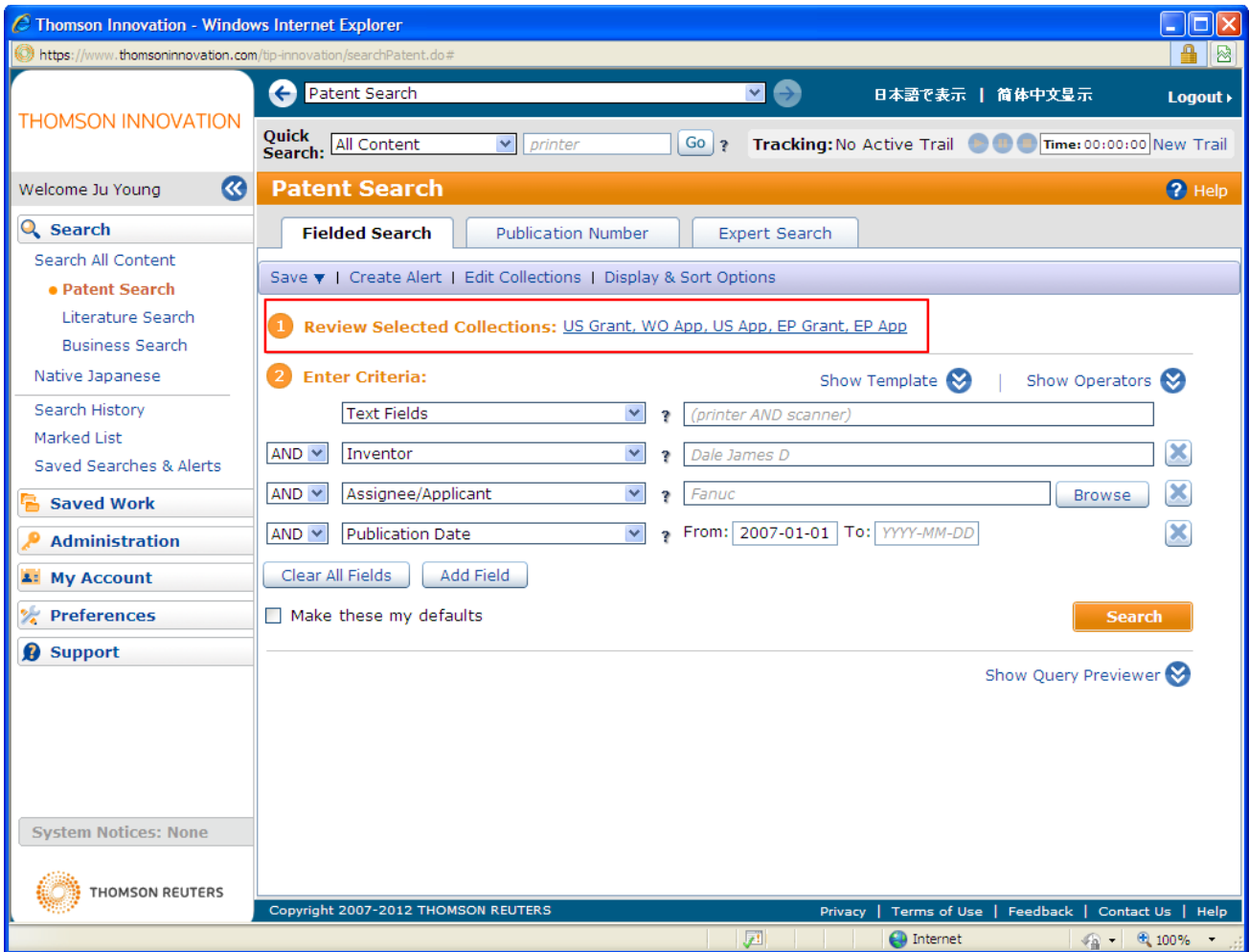


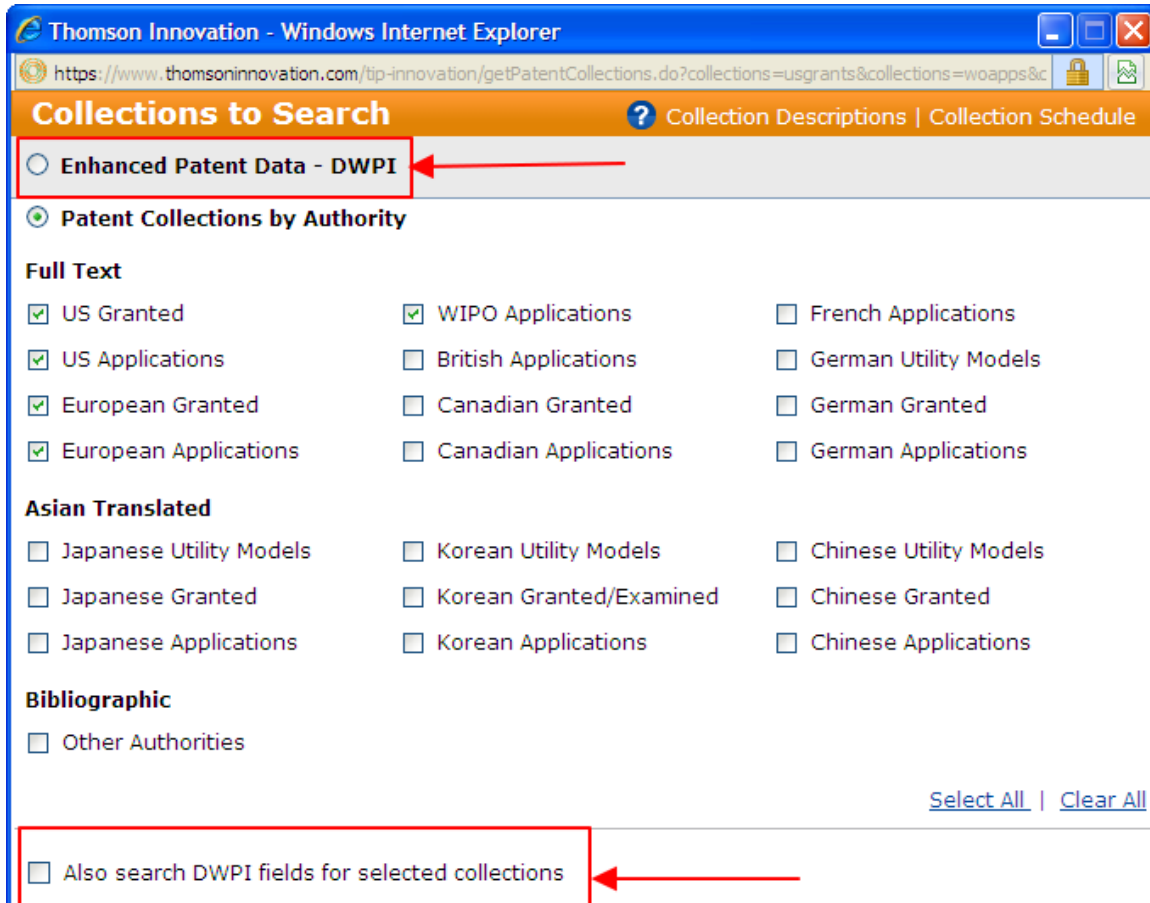
DWPI 필드로 검색하기

1. 초기 검색화면에서 Review Selected Collection로 들어갑니다.



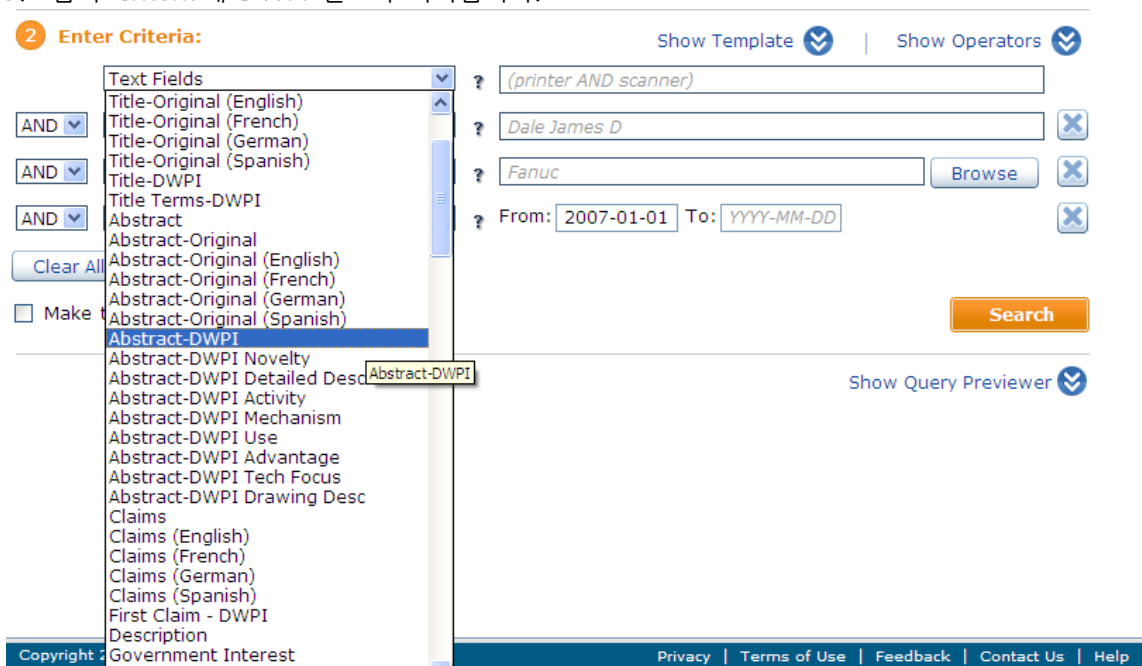
The screenshot shows the Thomson Innovation Patent Search interface in a Windows Internet Explorer browser. The page title is "Patent Search" and the URL is "https://www.thomsoninnovation.com/tp-innovation/searchPatent.do#". The interface includes a navigation menu on the left with options like "Search", "Saved Work", "Administration", "My Account", "Preferences", and "Support". The main content area is titled "Patent Search" and features a "Quick Search" bar with a dropdown menu set to "All Content" and a search input field containing "printer". Below this, there are tabs for "Fielded Search", "Publication Number", and "Expert Search". The "Fielded Search" tab is active, showing a search criteria builder. A red box highlights the "Review Selected Collections" link, which lists "US Grant, WO App, US App, EP Grant, EP App". The search criteria builder includes fields for "Text Fields" (containing "(printer AND scanner)"), "AND" operators, "Inventor" (containing "Dale James D"), "Assignee/Applicant" (containing "Fanuc"), and "Publication Date" (containing "From: 2007-01-01 To: YYYY-MM-DD"). There are buttons for "Clear All Fields", "Add Field", "Browse", and "Search". The footer of the page contains copyright information "Copyright 2007-2012 THOMSON REUTERS" and links for "Privacy", "Terms of Use", "Feedback", "Contact Us", and "Help".

- Enhanced Patent Data - DWPI를 선택하시면 구독 범위의 전체 데이터 베이스를 검색합니다. 특정 국가 특허만을 검색하시려면 원하시는 데이터베이스 선택 후 하단의 Also search DWPI fields for selected collections를 체크하세요.



The screenshot shows the 'Collections to Search' section of the Thomson Innovation website. At the top, there is a header with 'Collections to Search' and links for 'Collection Descriptions' and 'Collection Schedule'. Below this, the 'Enhanced Patent Data - DWPI' option is selected and highlighted with a red box and an arrow. Underneath, there are sections for 'Patent Collections by Authority', 'Full Text', 'Asian Translated', and 'Bibliographic', each with various checkboxes for different regions and document types. At the bottom, there is a checkbox labeled 'Also search DWPI fields for selected collections', which is also highlighted with a red box and an arrow. Links for 'Select All' and 'Clear All' are visible at the bottom right of the collection selection area.

- 검색 Criteria에 DWPI 필드가 나타납니다.



The screenshot shows the 'Enter Criteria' search interface. On the left, there is a dropdown menu for selecting search fields. The 'Abstract-DWPI' option is highlighted, and a tooltip shows the full list of DWPI-related fields including 'Abstract-DWPI Novelty', 'Abstract-DWPI Detailed Description', 'Abstract-DWPI Activity', 'Abstract-DWPI Mechanism', 'Abstract-DWPI Use', 'Abstract-DWPI Advantage', 'Abstract-DWPI Tech Focus', 'Abstract-DWPI Drawing Description', 'Claims', 'Claims (English)', 'Claims (French)', 'Claims (German)', 'Claims (Spanish)', 'First Claim - DWPI', and 'Description'. The main search area contains several criteria: '(printer AND scanner)', 'Dale James D', 'Fanuc', and a date range 'From: 2007-01-01 To: YYYY-MM-DD'. There are 'AND' operators between the criteria, a 'Search' button, and a 'Show Query Previewer' link. The footer includes 'Copyright', 'Privacy', 'Terms of Use', 'Feedback', 'Contact Us', and 'Help'.